

## Creating your society webpage

You should view your UUSU webpage as your society's shop window!

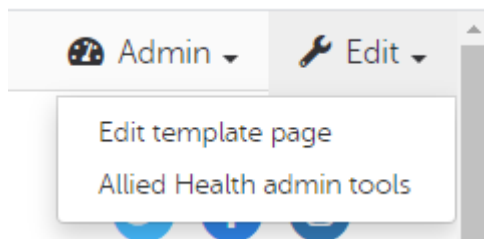
It's the first-place new students will go to when looking for information and as such should promote your group in a positive light- follow this guide to learn how to do just that.

We'd highly recommend having your page up-to-date by Welcome Week at the latest.

### Logging on

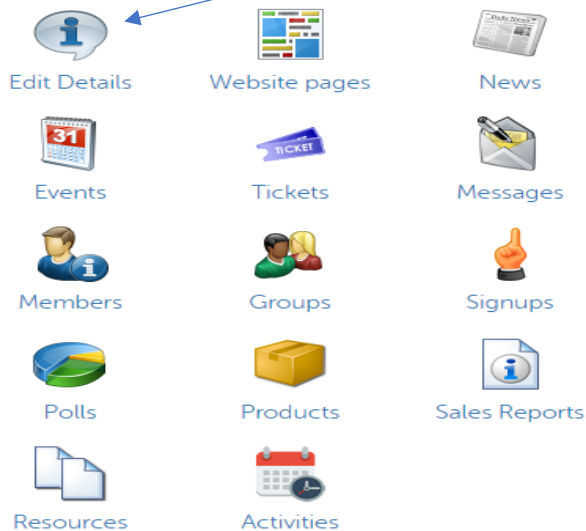
Log onto UUSU website using your student details

All confirmed committee members will be given access to your society webpage by your Societies Coordinator. If you can not log on as below please them an email. From your society webpage this box will be in the top right hand corner – select Edit & Admin tools.



## Admin tools

[Go to home page](#)



Select Edit Details to open your page details

## Logo

### Logo



Allied Health Society

Choose File No file chosen

Update

Delete

Your logo is what will be shown on the full list of societies so make sure it stands out & that it follows the correct guidelines.

Our marketing team can assist in design of logos so please flag to your SAC if you want this help!

Just save your logo on in a folder & upload here

### Team Photo

Upload your team photo

Choose File No file chosen

Update

You can take a photo of your whole committee and upload it here so that members can see what you look like – a good 1<sup>st</sup> introduction!

## Your Details

This is where you fill in all the ways a student can get in touch with your society!  
These handles will be shown to the right-hand side of your page

### Details

#### Email address

This is your public email address for general contact.

#### Web address

If you have an external website, enter the URL here.

#### Twitter username

Enter your Twitter username here.

#### Facebook URL

If you have a Facebook page, enter the URL here.

#### Instagram username

Enter your Instagram username here.

## Embedding a video

Promoting your society is vital so you want your page to be interactive to help encourage students to sign up as a member. Easy way to do this is to create a video (can be in person, a tiktok or canva poster video) and embed it onto your society webpage.

All you have to do is create your chosen video, upload it onto YouTube and save link here:

#### YouTube URL

If you have a Youtube channel or video URL, enter it here.

The chosen video will then show on your page for students to view



# Computing Society UU

Organisation Details > Computing Society Jordanstown

Student led Computing Society set up in April 2018. You're super welcome to get involved! We are a society with both social and academic values.

Currently on the lookout for new committee members and full training is provided. Sign up here and get your free UUCS hoodie:

<https://forms.gle/uEJxTfhYLbrBDUo9>

Membership for Semester Two is free! Sign up today :-)

## Join

Computing Society UU Standard

Membership £0.00

Add to Basket

✉ [computingsocietyuu@gmail.com](mailto:computingsocietyuu@gmail.com)

📘 [www.facebook.com/computingsocietyuu](https://www.facebook.com/computingsocietyuu)

📷 [computinguu](https://www.instagram.com/computinguu)

🐦 [@ComputingUU](https://twitter.com/ComputingUU)

**FRANK THOMPSON**  
PREVIOUS  
CHAIRPERSON

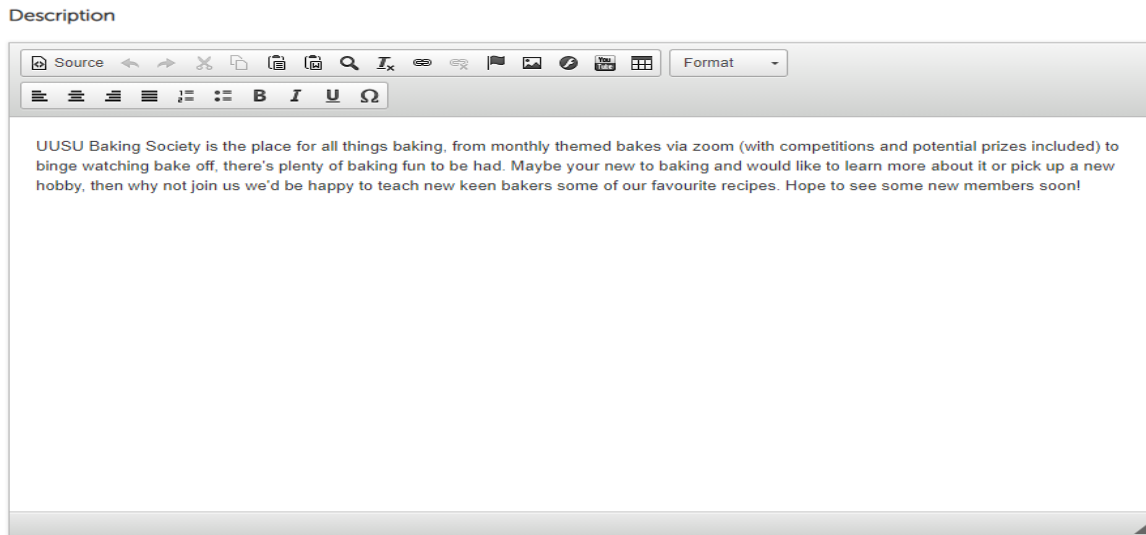
**MATTHEW EDWARDS**  
NEW  
CHAIRPERSON

**STUART MCCUNE**  
TREASURER  
VICE-CHAIR

## Sell yourself!

The final section allows you to describe your society- who are you, what will you get up event wise & most importantly why should a student decide to join as a member!

The top box allows you to edit content, add pictures, add link to external sites among other things



Include info you think is important but don't go overboard with the text – you need your page to look inviting!

The screenshot shows the A.C.E (Anime, Cosplay, Entertainment) society page. On the left is the society logo, a black square with 'ACE' in white and purple. To the right of the logo is the society name 'A.C.E (Anime, Cosplay, Entertainment)' and a 'Join' button. Below the logo is a meme image of DIO from JoJo's Bizarre Adventure with the text 'You were expecting a society description but it witts me DIO!'. To the right of the meme is a 'Join' section with a 'Standard Membership £2.00' and an 'Add to Basket' button. Below the 'Join' section are social media links for email (uusace@gmail.com), Facebook (www.facebook.com/UUSUACE), and Instagram (@UUSUACE).

## How Do I Join?

Select the 'Add to Basket' button on the top right of this page and proceed to check out. Make sure you follow us on Facebook and Instagram to keep up-to-date. See you soon!

