












-  Students Union
-  Diamond Entrance
-  Sports Pavilion
-  Daffodil Garden
-  North Road Entrance

-  Pathways
-  Trail Route
-  Car Parking
-  Student Accommodation
-  Main Entrance & Reception
-  Riverside Theatre

Instructions

1

QUESTION

2

QUESTION

3

QUESTION

4

QUESTION

We have developed a trail around the university grounds, for you to explore using your navigational skills and power of observation. We need you and your friends to locate all 12 clues, answer the questions and solve the final answer.

Using the map, make your way around each of the locations. Each location can be found easily and has a question linked to it.

Answer the question on your sheet. Each shaded letter will be used to make up your final answer. Once you have solved all the clues, write the letters into the final answer grid.

Remember that you are responsible for the safety of yourself and others in the group while on the trail. Do not allow your children to go ahead and separate from the group.

Don't forget to respect the privacy and property of others. Before you begin, agree on an emergency rendezvous point should someone become separated.

5

QUESTION

6

QUESTION

7

QUESTION

8

QUESTION

9

QUESTION

10

QUESTION

11

QUESTION

12

QUESTION

Decipher

A	B	C	D	E	F	G	H	I	J	K	L	M	N	O			
I	G	L	Y	E	N	G	K	A	N	H	F	I	A	V			
P	Q	R	S	T	U	V	W	X	Y	Z	0	1	2	3	4	5	6
A	F	L	V	R	X	Y	F	U	I	M	A	F	Y	C	X	B	

Final Answer

1	2	3	4	5	6	7	8	9	10	11	12
---	---	---	---	---	---	---	---	---	----	----	----

Name: _____

Tel No: _____

Email: _____